

P3Pro



WIRELESS
PEN MACHINE



Thank you for reading!
www.eztattoosupply.com

  @EZTATOO OFFICAL

Created and Manufactured in China by EZ

OVERVIEW




Type-C Port

Power Pack

Stroke Adjustment Knob

Motor



Φ37 mm

Φ39 mm

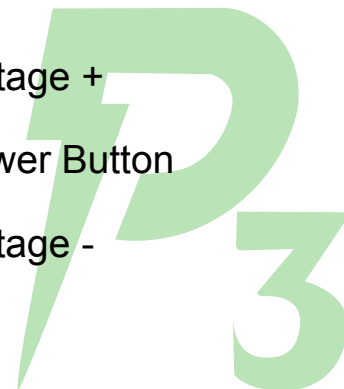
OVERVIEW



Voltage +

Power Button

Voltage -



Pro
POWER PACK

SPECIFICATIONS




Battery Capacity



Recharging Time



Approx. Working Time




Unlocked In Future



BASIC OPERATION

Power ON/ OFF

Press and Hold the power button  for two seconds to turn P3 Pro On or Off.

Note: P3 Pro with a function (Auto Power Off) to turn off the power automatically if the machine has not been used for 5 mins.

Power START/ STOP

Click power button  to power the P3 Pro Start or Stop.

Adjust Voltage

Press  or  to adjust in 0.1V increments.

Press and Hold  or  to quickly adjust the voltage in 0.1V increments.

Start/ Stop Built-in Timer




Press  button to active your machine ON, the timing mode start.

Note: timer mode record in minutes, the maximum recording time is 999 minutes.

The time is counting only when machine is running. The timer will reset the count when the P3 Pro is being restarted.

Push Mode



Press  and  button at the same time, Screen  solid, the machine active the push mode.

Note: In push mode the initial voltage output is 10V lasts for 1 second and then returns to normal voltage after.

And More...

Bluetooth and App function will release in future to control your P3 Pro Wireless Tattoo Pen Machine to perform various operations.



SPECIFICATIONS

Motor	EZ Customized Swiss Motor
Material	Aircraft Aluminum
Stroke Length	2.0mm to 4.2mm
Operating Voltage	5- 12V DC
Six Options Adjustable Stroke	2.0, 2.4, 2.8, 3.3, 3.7, 4.2mm
Rpm	12V/10000rpm \pm 10%
Switch Frequency	60 - 170Hz
Needle Protrusion	0 - 4.5 mm
Dimensions(ΦX L)	32-39 mm x 135 mm
Weight	8.7oz(247g) with power pack-Bigger Grip

P3Pro



INCLUDED

- P3 Pro X1
- User Guide
- Battery Type-C Charging

WARRANTY INFORMATION

If you find that the product is malfunctioning during the warranty period, EZ provides a

Motor--ONE Year Battery Pack--Six Months Spare Parts--Three Months

warranty for the P3 Pro wireless pen machine purchased in our online store or authorized distributors worldwide from the date of purchase.

Warranties do not cover:

☆ Damage to the product due to a human factor.

☆ Product damage due to external electrical failure or any accident.

WARRANTY CARD

PRODUCT NAME: _____

DATE OF PURCHASE: _____

WHERE PURCHASED: _____

ADDRESS: _____

EMAIL: _____

MY SIGNATURE BELOW ACKNOWLEDGES THAT I HAVE READ, FULLY UNDERSTAND, AND ACCEPT THIS LIMITED WARRANTY AGREEMENT.

SIGNATURE: _____ DATE: _____

SENT THIS COPY TO:

EZTATTOO-AFTER-SALES DEPARTMENT

4/F BUILDING 7(7DONG)NO.289 FAHUA NORTH ROAD JINYI NEW DISTRICT

JINHUA 321036 ZHEJIANG CHINA

TEL: +86-153-9755-3908

EMAIL: sales@eztattooing.com

NOTICE

to reduce the risk of injury, the user must read and understand the User manual before using this product, Save these instructions for future reference.

This device don't support fast charging/super fast charging, fast charging may get-damage the battery.

The battery circuitry protects the battery pack from extreme temperature, overdischarge, and over-charge. To protect the battery from damage and prolong its life, The battery packcircuitry will tum off the battery padk if it becomes overloaded or if the temperature becomestoo high during use. This may happen in extremely high torque, binding, and salling situations. The battery pack wil shut down for 105 when its operating temperature exceeds 158°F(70°C), and will begin normal operation when it returns to 152°F(67C).

